

Never stop  
learning,  
because  
life never stops  
teaching

Good Morning

Happy

# **LEDUM PALUSTRE**



- **Common name:-** Wild Rosemary, Marsh tea & Labrador tea.
- **Proved by:-** Dr. Hahnemann
- **Family:-** Ericacea







# *Introduction*

- It is a remedy gifted by the vegetable kingdom; particularly so from a wild plant which normally has no utility. But hahnemann found its usefulness in injury, skin affections, rheumatic & gouty complaints.
- In rheumatic diathesis this remedy going through all the changes, from functional pain to altered secretions and deposits of solid, earthy matter in tissue.
- It is antidotal to Lachesis, to the poison of insects to the poison of Apis & to animal poison. Dr. Kent described Ledum pal in his lectures as “REMEDY FOR SURGEON.”
- Hahnemann says, “It is suitable for the part, only for the chronic maladies in which there is a predominance of coldness & deficiency of animal heat.”

# **Key- notes**

- **Extremely cold feeling of the body surface due to lack of vital heat; warmth aggravates, relieved by application of cold.**
- **Adapted to people of rheumatic diathesis and to constitutions abused by alcohol.**
- **Acute & Chronic rheumatism, gradually ascending, affinity for smaller joints.**
- **Gouty nodosities & ‘Gout-stones’**
- **Arthritic fever, on exposure to cold, chills are very violent.**
- **For punctured wounds or bites of animals & insects, for injuries leaving long lasting discolouration.**

# *Constitution*

- **Consideration of constitution is not important, as it is an acute drug.**
- **Ledum patient is very chilly, with psoric & syphillitic background.**

## *Sphere of action*

- **Its seat of action is mainly on skin, serous and mucous membrane, fibrous tissues, circulatory system and joints.**



## *Pathogenesis*

- **The action of Ledum on skin retards capillary circulation, especially on the external surface of the body and the extremities, resulting in coldness of the surface & due to its affections on the fibrous tissues & joints, joints are enlarged and become the seats of nodosities and “Gout-Stones”.**

## *Guiding Symptoms*

- **General lack of animal heat, yet heat of bed is intolerable. The patient is unnaturally cold.**
- **Cold to touch, but not cold subjectively to patient.**
- **The very striking feature is INSPITE OF COLDNESS OF THE BODY, THE SYMPTOMS ARE RELIEVED BY COLD APPLICATION.**
- **Relief from cold is so prominent that sometimes the only amelioration is obtained by putting the feet in ice-cold water.**
- **Swelling & shooting pain in knees when walking.**
- **Stiffness of all joints, can only move them after applying cold.**
- **Rheumatism or gout in lower limbs which ascends.**

- **Punctured wound:- From sharp pointed instruments, as awls, rat bites, nails, particularly if the wounded parts are cold.**
- **A/F :→ Abuse of alcohol, injuries from sharp, pointed instruments.**

# **PARTICULARS:-**

## **“EYES”**

- **Haemorrhage into interior chamber of eyes after iridectomy.**
- **Cataracts with gout.**
- **Aching in eyes.**
- **Extravasation of blood in lids, conjunctiva.**



# “FACE”



- **Red pimples on forehead & cheeks, stinging when touched.**
- **Crusty eruptions around nose & mouth.**
- **Puffed & bloated appearance of face as like Lachesis patient.**

# **“FEVER”**

- **It is an excellent remedy in arthritic fevers brought on by exposure to cold.**
- **The chills are very violent. He shivers with chilliness.**
- **HE FEELS AS IF COLD WATER WERE Poured OVER THE WHOLE BODY.**
- **Heat of the body becomes excessive but it is characterized by an intolerance of warmth of bed & a distended condition of the veins of the hands.**

# “INJURY”

- **Punctured wounds: by sharp pointed instruments, as awls, rat bites, mosquito bites.**
- **Punctured wounds anywhere on the body.**
- **Pain as if the whole body is bruised & beaten. (Arn.)**
- **Pain in ankles as if sprained or from false step.**
- **Pains are sticking, tearing & throbbing type.**
- **< - by motion & at night, by warmth of bed & covering.**
- **Long remaining discolouration after injury.**
- **Black & blue places become green.**

- 
- **>- by applying ice-cold water.**
  - **Emaciation of affected part.**
  - **Parts are very cold to touch but not cold subjectively to the patient.**
- 



## **“SKIN”**

- **A/F due to injury, loss of vital heat.**
- **Acne on forehead**
- **Facial eczema**
- **Itching on feet & ankle.**
- **Red pimples or tubercles on forehead & cheeks as in brandy drinkers, stinging when touched.**
- **Pain as if whole body is bruised & beaten.**
- **Swelling of feet upto knees with unbearable pain, when walking, as from sprains or false step.**
- **Ball of great toe is swollen.**
- **Painful heels as if bruised**

- 
- **< - at night, from heat of bed, by scratching**
  - **> - by cold water.**

# **“RESPIRATORY”**

- **Burning in nose**
- **Dyspnoea**
- **Cough with bloody expectoration**
- **Chest feels constricted**
- **Suffocative arrest of breathing**
- **Pain along trachea**
- **Bronchitis with emphysema of aged**
- **Oppressive constriction of chest**
- **Tickling in larynx**
- **Spasmodic cough**

- 
- **Haemoptysis alternating with rheumatism.**
  - **Whooping cough**
  - **DOUBLE INSPIRATION WITH SOBBING.**





# “RHEUMATISM & GOUT”

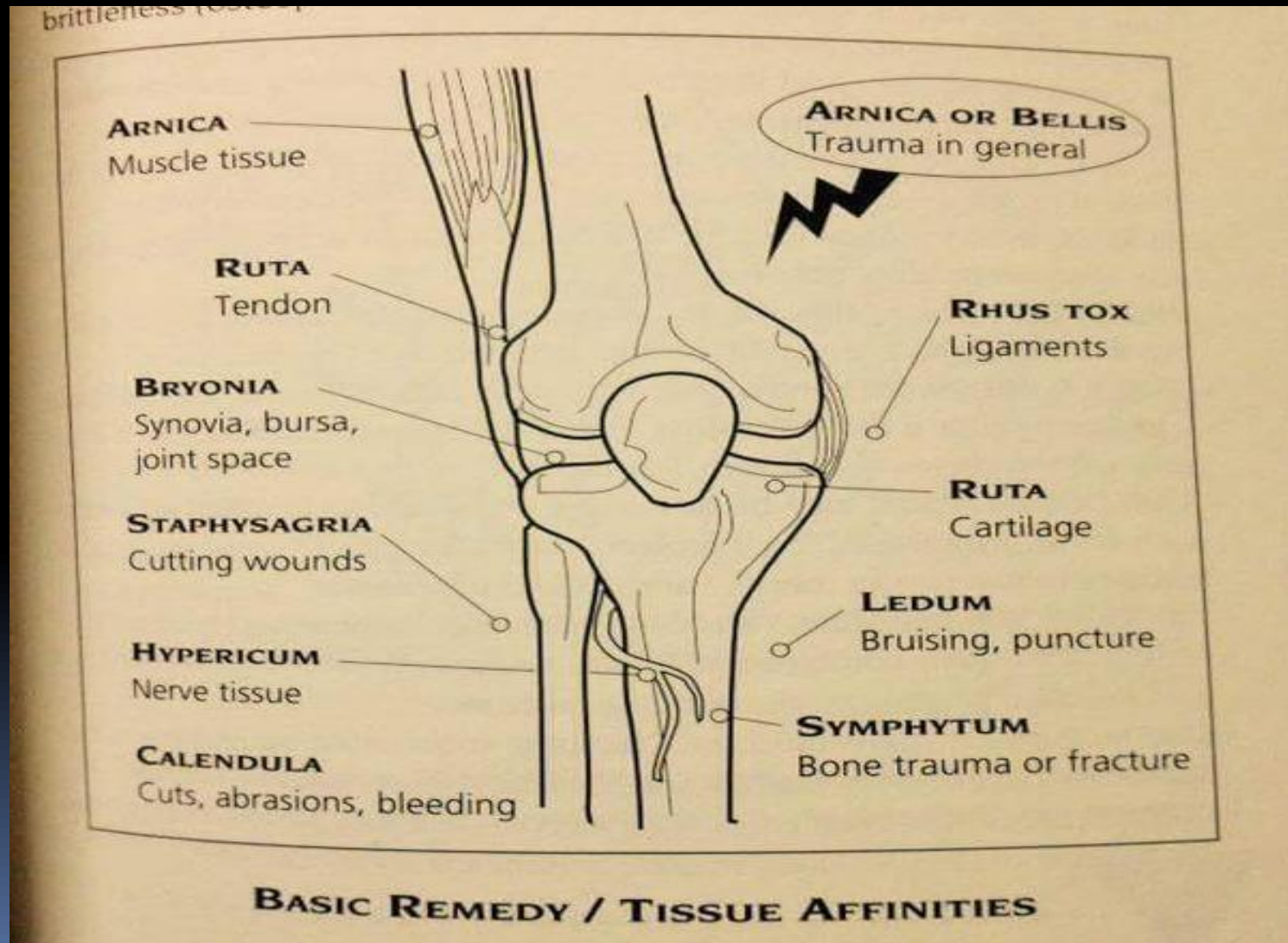
- Applicable in both acute & chronic rheumatism.
- A/F due to altered secretion & deposit of solid substances, like uric acid, sodium biurate & other crystals in tissue.
- Rheumatic diathesis, have “Gout-stones” i.e. stones in joints like wrist, fingers, toes.
- Throbbing pain especially in left shoulder.
- Tearing pain & sticking pain in left shoulder & right hip joint.
- IN ACUTE TYPE:-
- Joints are swollen & hot.

- **Inflammed part are red or pale.**
- **< - at night**
- **Patient can't tolerate heat of bed & wants to uncover.**
- **IN CHRONIC TYPE:-**
- **Joints are swollen & very painful.**
- **Painful hard nodules, first in joints of feet and then in hands.**
- **Periosteum of phalanges is very painful on pressure.**
- **Usually it affects the left shoulder & right hip.**
- **The ankles & soles are very painful & sensitive; can hardly step on them.**
- **There is swelling with shooting pain in knees when walking.**

- **Stiffness of all joints ; can only move them after applying cold water.**
- *Rheumatism & gout begin in lower limb and ascend.*
- **Swelling of feet upto knees with unbearable pain when walking as from sprain or false step.**
- **Ball of great toe swollen & painful.**
- **Pain in heels as if bruised.**
- **<- At night, from heat of bed & on walking**
- **> - From cold, holding feet in ice-cold water.**
- **The only peculiarity is that in spite of extreme cold sensation, he is relieved by application of cold.**

- 
- **Dr. Clarke has a patient with rheumatism in the left arm.**
  - **This patient used to take cold baths at night to be rid of the pain and this alone enabled him to sleep.**
  - **So, according to this PQRS symptom Ledum was given and that cured the whole case.**
- 

# Differentiation of joint affinity of different drugs



# Differentiation of injury drugs

## TRAUMATIC MAN

ARNICA - use first in all injury;  
for shock, pain, bleeding, etc.

Blows to Head, Spine, or Coccyx:  
HYPERICUM

Blackeye:  
LEDUM

Fracture:  
ARNICA, LEDUM,  
& SYMPHYTUM

Wounds, Cuts, & Bleeding:  
CALENDULA, HYPERICUM

Bruises:  
LEDUM

Joint Sprains:  
RHUS TOX or RUTA

Muscular Strains:  
ARNICA

Tendon Injury:  
RUTA

Old Sprains:  
Poison Ivy:  
RHUS TOX

Abuse of Alcohol, Drugs, Smoking, Food: NUX VOMICA

Heatstroke:  
BELLADONNA  
GLONOINE  
ANTIMONIUM CRUD.

Chillblains:  
AGARICUS  
CALC CARB

Nerve Injury:  
HYPERICUM

Wrist sprain  
Wrist ganglion  
RUTA

HYPERICUM

Insect or Animal bites:  
LEDUM

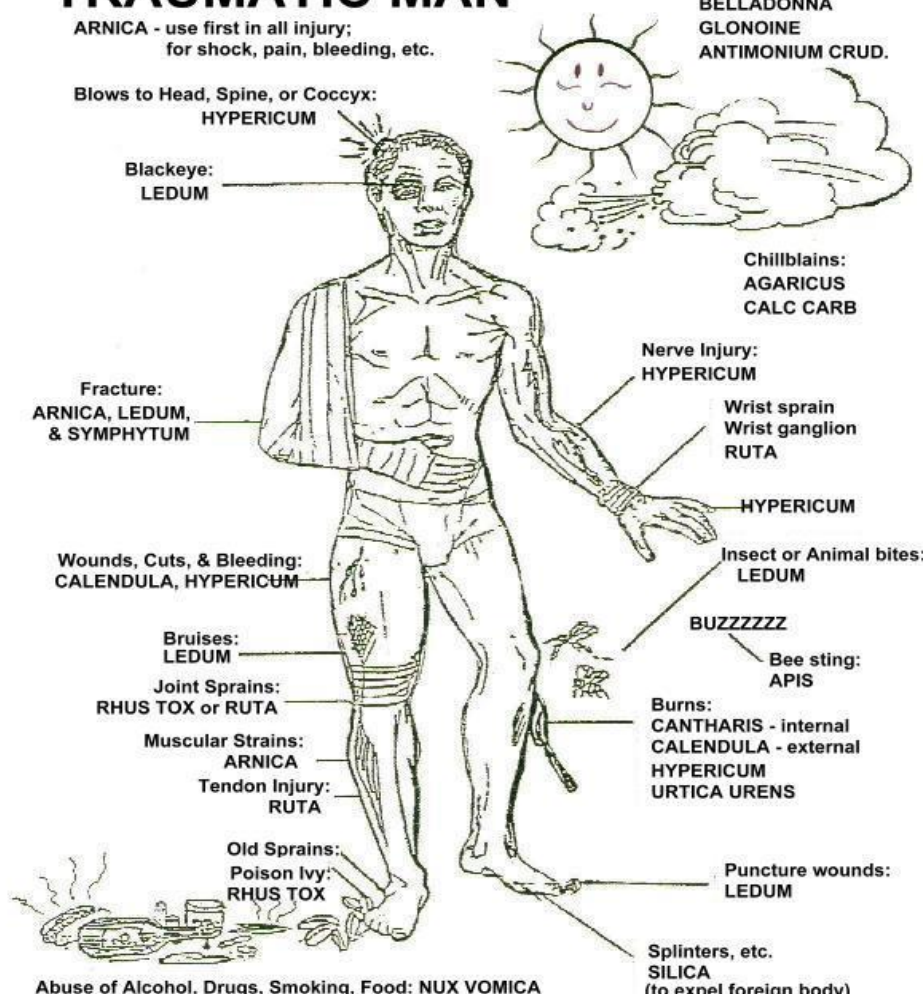
BUZZZZZZ

Bee sting:  
APIS

Burns:  
CANTHARIS - internal  
CALENDULA - external  
HYPERICUM  
URTICA URENS

Puncture wounds:  
LEDUM

Splinters, etc.  
SILICA  
(to expel foreign body)



## *Remedy relationship*

- **ANTIDOTE:- Camphor**
- **LEDUM IS ANTIDOTE OF:- Apis, China**

# *Difference of Ledum & Arnica injury*

## **Ledum palustre**

- **A/F:- Punctured wound by sharp pointed instruments, as nails, rat& mosquito bites.**
- **Pain as if the whole body is bruised & beaten.**
- **Haemorrhage in interior chamber of eyes after iridectomy.  
Contusion of lids.**
- **Black & blue parts become green with long standing discolouration.**
- **< - by motion, at night, by warmth of bed& covering.**
- **>- by applying ice-cold water.**

## **Arnica Montana**

- **A/F:- Results from blow, fall, contusion, traumatic& mechanical injury, injury from blunt objects.**
- **SORE, LAME, BRUISED FEELING ALL OVER THE BODY AS IF BEATEN.**
- **Injury to conjunctiva & retina due to coughing with extravasation of blood.**
- **Affected part becomes blue & black.**
- **<- From least touch, motion, rest, in damp cold weather.**
- **>- from lying down.**



# *Difference of Ledum & Calendula* *injury*

## **Ledum Palustre**

- A/F:- Punctured wounds, by any sharp instruments, as nails, rat bites or mosquito bites.
- Punctured wounds anywhere on the body.
- No need of plaster but the pain is like as if whole body is bruised & beaten.
- Part becomes emaciated.
- <- by motion, by warmth of bed.

## **Calendula Officinalis**

- A/F:- Clean cut injury, amputation, surgical operation, lacerated wound etc.
- Rupture of the muscles & tendons, laceration, perineal tear during labour.
- Calendula is effected in cases when union is not effected by adhesive plaster.
- For old, neglected injuries where part threatening to gangrenous condition.
- <- in damp cloudy weather.

# *Difference of Ledum & Hypericum* *injury*

## **Ledum Palustre**

- **A/F:- Punctured wound, by any sharp instruments as nails, rat bites, mosquito bites etc.**
- **Punctured wounds anywhere on the body.**
- **Pain as if whole body is bruised and beaten.**
- **Emaciation of the affected part.**
- **<- by motion, at night, by warmth of bed and covering.**
- **>- by applying ice-cold water.**

## **Hypericum**

- **A/F:- Mechanical affection of spinal cord, bad effects of spinal concussion, fall on coccyx.**
- **Injuries of parts which are rich in SENTIENT NERVES such as fingers, toes.**
- **Intolerable pain that patient screams and cries with pain.**
- **Soreness of the affected part.**
- **<- in cold dampness, in fog, in a closed room, least exposure, touch.**
- **>- bending head backwards.**



- **Sources :-**

- **Pocket manual of Homoeopathic materia medica → By William Boericke**
- **Text book of Materia medica → By S. K. Dubey**
- **Study on materia medica → By N.M. Chaudhary**

**THANK YOU**  
THANK YOU