

DEMONSTRATE THE ABILITY TO APPLY MATERIA MEDICA IN PRACTICAL SITUATION

GUIDED BY- DR. JYOTI A. M
Department of Materia Medica

PRESENTED BY : DR. DEEPTI DEWAN
MD - 1st year
Department of Repertory

WHAT IS MATERIA MEDICA ?



The branch of medical science concerned with the study of drugs used in the treatment of disease: includes pharmacology, clinical pharmacology, and the history, physical and chemical properties of drugs.

Ref : Shiel W.C. ; Medical Definition of Materia medica; available at www.Medicinenet.com ; accessed on 2nd Dec 2019.

HOMOEOPATHIC MATERIA MEDICA

According to Samuel **Hahnemann** in his Organon of Medicine § 143, homeopathic materia medica is "a collection of real, pure, reliable modes of action of simple medicinal substances, a volume of book of nature."


They thus act as a homeopathic prescribing reference guide and source for compiling Homeopathic repertory.

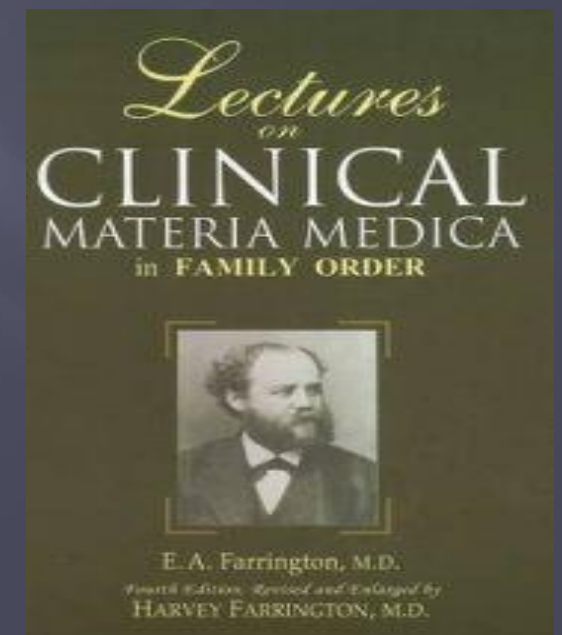
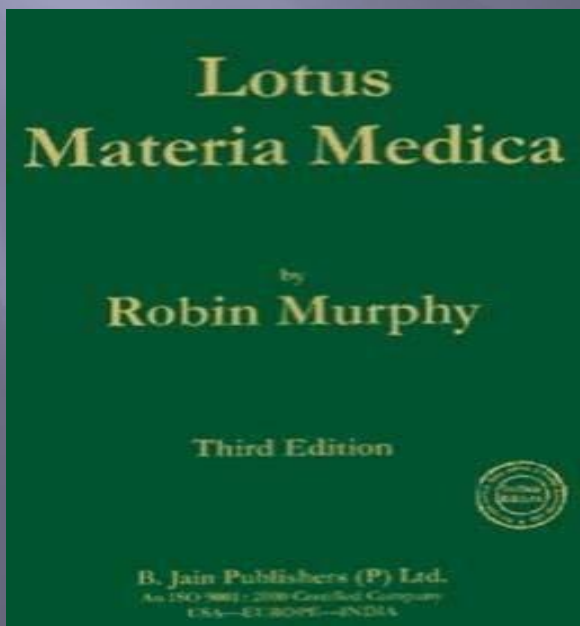
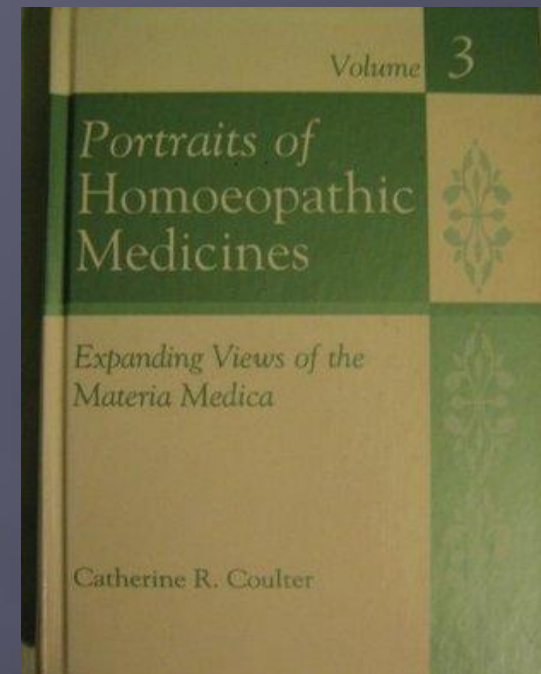

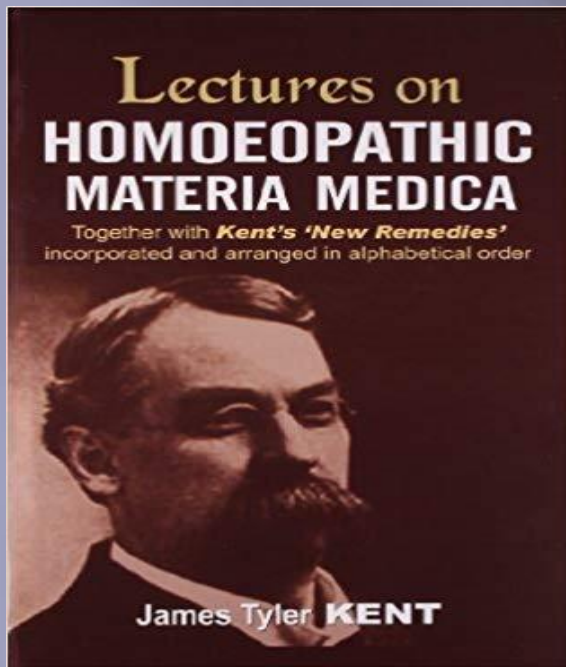
Ref : Organon of medicine.

PURPOSE TO STUDY MATERIA MEDICA

- To know the pathogenetic powers of the drugs
- To individualize
- For comparison between drugs.
- To compare the pathogenesis of a remedy with the recorded anamnesis of the patient.

PRACTICAL SITUATIONS





How the knowledge of
Materia Medica can be
applied Practically ?

WAYS OF APPLYING MM IN PRACTICAL SITUATIONS

- ❑ Observing the patient
- ❑ Physiognomy
- ❑ Case taking and individualization
- ❑ Depending on system involvement
- ❑ Depending on sufferings
- ❑ Miasmatic or intercurrent totality

What is the sole aim of Physician ?

- ❖ Removal of totality of symptoms is nothing but the restoration of health.
- ❖ This is the highest **SOLE** aim of physician

Ref :Aphorism 17; Organon of Medicine; www.organonofmedicine.com; accessed on 2nd Dec 2019.

Types of cases we get in our OPD

- ❖ Acute Cases

- ❖ Chronic cases

- ❖ Patients Willing for Add- on therapy

Homoeopathic approach for Treatment

- ▣ The core concept of homoeopathy is the principle of **“Similia Similibus Curantur”**.
- ▣ In homoeopathy the prescriptions are made by tailoring of remedies to the patient’s personality type, causation of the illness and totality of symptoms.
- ▣ So our main focus is to individualize the person from the other patients with similar diseases. Keeping in view the same homoeopath prescribes the different remedies for different patient with same illness.
- ▣ So, from where we get all this differentiating features – here our tool is the knowledge of Materia medica and its proper application.



ASTUTE OBSERVATION: KEY TO PRESCRIBING

The stalwarts of homoeopathy relied upon their power of astute observation and their wisdom of Materia Medica, which often led them to the similimum in shortest period of time.

- ▣ As our mentor Hahnemann stated '*a well taken case is half cured.*' Your case taking starts as soon as the patient takes an appointment on the phone and or as soon as he enters your clinic. So, the physician must be vigilant enough in his observation of the patient. We should thoroughly observe the patient before we starts taking case.
- ▣ For an example when patient enter in our OPD we should observe the way of making his entrance, i.e. he/she enter fast or slow, looks timid or bold? Does he/she look anxious? How was his/her expression on face? All these little things matter in homeopathic case taking. They fill missing gaps in case. Mostly they are helping in construct the constitution of the patient. Also if these symptoms are prominent in case it would be the basis of our prescription also.

Importance of Body language & Gestures

- ▣ Body Language : the conscious & unconscious movements and postures by which attitudes and feelings are communicated.
- ▣ Gestures : a movement of part of the body, especially a hand or the head to express an idea or meaning.
- ▣ So, it important to observe how patient sits, talks, facial expression. All these are helpful in selecting the most appropriate medicine simibilimum to the case.

Common Gesture Clusters

Defensiveness:




People who are *defensive* usually have

- a rigid body,
- arms or legs tightly crossed,
- eyes glancing sideways or darting occasionally,
- minimal eye contact,
- lips pursed, fists clenched and downcast head.

Common Gesture Clusters

Nervousness

- Clearing one's throat,
- Chain smoking.
- Covering the mouth with hand,
- Tapping fingers.
- Whistling,
- Jingling pocket change,
- Fidgeting,
- Twitching lips or face.



Closed Posture
Can indicate hostility, unfriendliness, and anxiety



Open Posture
May indicate friendliness, openness, and willingness



Happiness



Confusion



Sadness



Surprise



Anger



Excitement

IT'S WHAT YOU **DON'T SAY** THAT COUNTS!

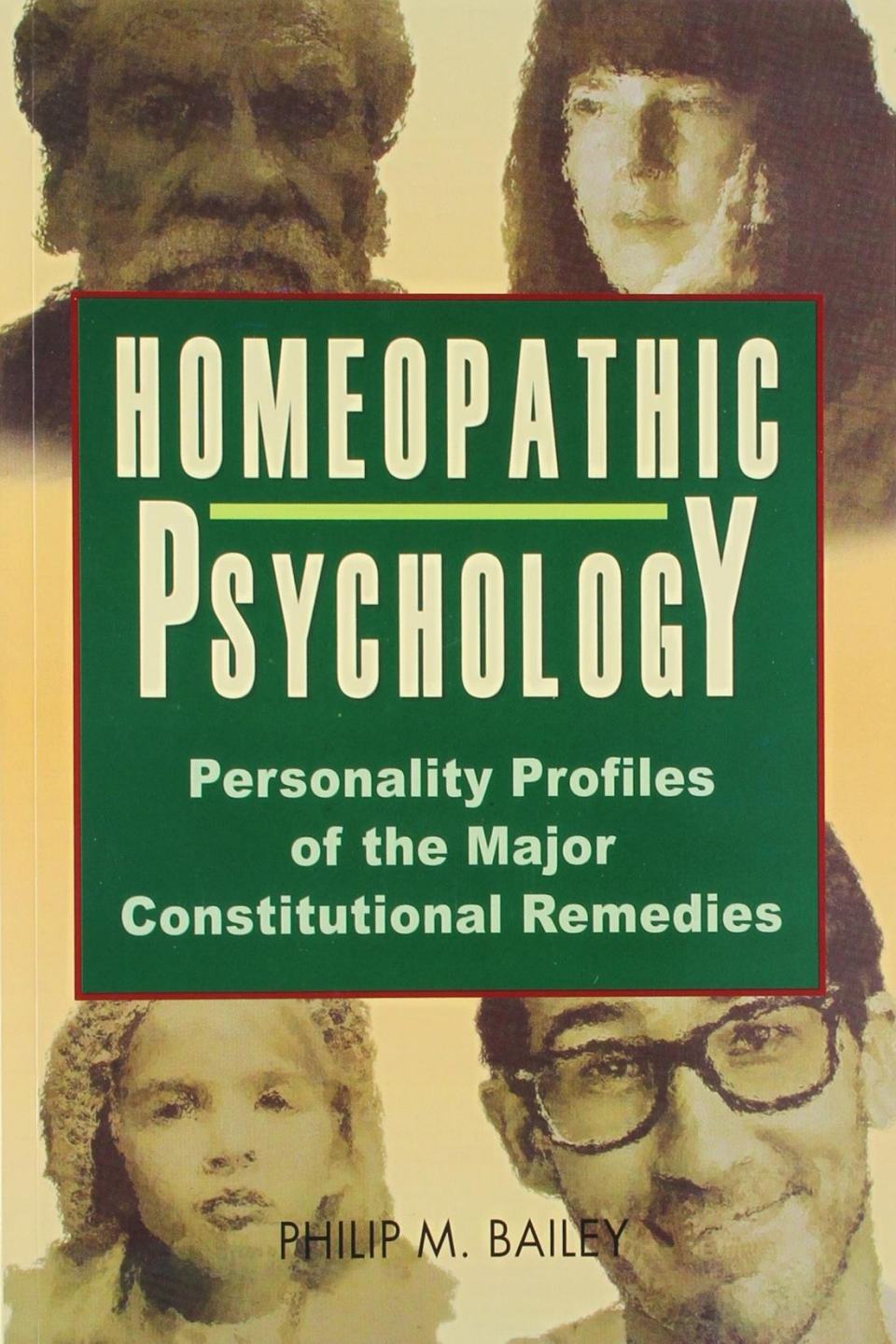


- The personality of the patient is at least as important as the physical characteristics in individualizing the case and finding the similimum.
- For example : the essence of Lycopodium is a lack of self-confidence, and this must be recognized by the homeopath through the confident exterior that many Lycopodiums adopt. An understanding of the essence of the mentals is just as important as an understanding of the specific symptoms of a remedy.

Ref : BAILEY Philip M. ; Personality Profiles of the Major Constitutional Remedies ; available at : <https://epdf.pub/homeopathic-psychology-personality-profiles-of-the-major-constitutional-remedies.html>

- ▣ Observe the position that the patient adopts on sitting down. A patient who sits as far back as they can, or who chooses a chair more distant than the one meant for them is likely to be one of the cautious types listed above. Similarly, someone who leans forward in the chair, or even moves it forwards, probably belongs to one of the enthusiastic types, especially Phosphorus.
- ▣ The clothes that the patient is wearing may provide much relevant information. A flamboyantly dressed patient is likely to need Argentum, Medorrhinum, Phosphorus or Sulphur. Certain types are more likely to wear black, particularly Ignatia, Natrum Muriaticum and Sepia.
- ▣ The emotional types Phosphorus, Pulsatilla, and Graphites often wear pink, (at least the females!). Slovenly, dirty or untidy dress sense favours Baryta, Mercurius and Sulphur.
- ▣ The woman who wears a rather manly suit is probably Ignatia, Natrum Muriaticum, or Nux. Look for the formal, bolt upright posture of Aurum, the Kalis, and some Natrums. It will probably make you feel a bit tense yourself.

- During the taking of physical case history observe the degree of detail with which the patient describes his or her symptoms.
- The following types are likely to be objective and precise in their descriptions; Arsenicum, Aurum, Causticum, the Kalis, Lachesis, Lycopodium, Medorrhinum, Mercurius, the Natrums, Nux, Silica, Sulphur, and Tuberculinum.
- Look for the clearly hypochondriacal concern with which some members of the following types describe their symptoms; Arsenicum, Calcarea, the Kalis, Phosphorus and Natrum Muriaticum. Ignatia tends to dramatise whatever she says, and hence is likely to exaggerate, as are Sulphur and Phosphorus.

The background of the left page features four portraits of historical figures: a man with a large beard and curly hair at the top left, a woman with long dark hair at the top right, a woman with curly hair at the bottom left, and a man with glasses at the bottom right. A green rectangular box with a red border is overlaid on the top left.

HOMEOPATHIC PSYCHOLOGY

**Personality Profiles
of the Major
Constitutional Remedies**

PHILIP M. BAILEY

BODY LANGUAGE and HOMOEOPATHY



AJIT KULKARNI

Approach for Acute Prescription

- ❑ The acute disease in homeopathy is a clinical condition with a sudden onset, sudden progress and a sudden decline.. It is characterized by the symptoms having a rapid onset. In many cases there may not be many peculiar symptoms other than the disease symptoms to select a similimum or there may not be much time for a detailed case taking. In such cases, while taking the case, one has to give importance to the observation, objective signs or symptoms and any keynotes besides the major symptoms including the causation which would definitely help you in the prescription.
- ❑ Acute homeopathic prescribing needs immediate attention and faster action.
- ❑ Usually the therapeutic books/ keynotes book helps in finding remedies for acute prescriptions.

Keynote Prescription

- ▣ There are some great stalwarts who prescribe based on one or two keynotes for the cases with great success. This become possible only when the experienced physician could identify those few key notes that represent the patient as a whole and is in a position to select the similar remedy with the same characteristics. Depending on the caliber and efficiency of the physician the prescription could be scientific, artistic, or intuitive.
- ▣ The physician's hard work backed up by the knowledge of Materia medica is essential factors for any success on key note prescription.
- ▣ Materia medica such as Allen's Key notes the striking symptoms of each remedies in bold letters. In some other Materia medicas, this may be in italic letters.

The keynote generally falls under the following categories

- ❑ Very peculiar symptoms
- ❑ Mental concomitant with bodily disease
- ❑ Precise locality e.g., Capsicum – Mastoditis
- ❑ Course and direction of pain sensation e.g., Chelidonium
- ❑ Alternative symptoms – e.g., Alternate constipation & diarrhoea – Opium
- ❑ Modalities

Examples :

Case no. 1 - A male aged, 25 years visited GHMC OPD, presented with sudden onset of profuse discharge from nose, watery discharge from eyes burning, itching eyes. These are only his complaints.

So, here I approached for the keynote prescription method.

In Allen's under Euphrasia: Catarrhal affections of mucous membranes, especially of the eyes and nose. Profuse **acid lachrymation**, with profuse, **bland coryza** (reverse of All. c.). **The eyes water all the time** and are agglutinated in the morning; margins of lids red, swollen, burning.

Euphrasia 200/ 3doses were given

Ref : Allen H.C.. Keynotes and Characteristics with comparisons of the leading remedies of the Materia Medica with bowel nosodes. 8th edition. New Delhi (India); B. Jain Publishers (P) Ltd; 2007

Case no. -2

A male, aged 32 years of age, presented with complaint of having warts in the foot since 15 days, painful on walking. Also, he had constipation, with ineffectual urge to pass stool. Stools are unsatisfactory.

Prescription done :Antimonium crudum : Constipation; with frequent unsuccessful desire, passing small quantities of faeces (in upper abdomen, Ign., Ver.); sensation as if not finished. Frequent desire for stool.

Large horny corns on soles of feet (Ran. b.); *very sensitive when walking*

Antimonium crudum 200/ 3doses were given.

Examples of Materia Medica books for keynotes prescription

- Keynotes on leading remedies by H.C. Allen
- A synoptic key to Materia Medica by C M Boger
- Leading symptoms of thousand remedies by M. Bhattacharya
- Characteristic Materia Medica by W H Burt

Approach for prescription in Chronic Diseases

- ❖ Chronic diseases are those complaints that have persisted for a long time – sometimes throughout one's whole life. The symptoms are usually less severe than those of the acute conditions, but they can seriously affect quality of life and become progressively worse over time.
- ❖ This group of diseases have a slow on set, slow progress and slow decline. Chronic diseases do not resolve themselves, but can be treated with the help of well-chosen homeopathic remedies known as constitutional remedies. To select such a constitutional remedy, knowledge about the constitution is necessary.

- ❖ In homoeopathic point of view to deal with chronic cases we have to take case in detail including presenting complaints, history of presenting complaints, general physicals, mental generals, examination, diagnosis.
- ❖ Here, we have to built the totality of the symptoms to form the drug picture of the patient.
- ❖ Here the pathogenesis of drug is presented in a comprehensive manner so that an individual picture of a drug comes out.

Examples :

- Homoeopathic Drug Picture by M L Tylor – 1952, 125 medicines
- Lectures of Homoeopathic Materia Medica by J T Kent – 1904, 174 medicines.

Clinical Materia Medica

Remedies were selected on the basis of their affinity for the organ in which the disease was felt to reside, and differentiated further on the basis of the "genus" of the disease.

Therapeutic Index helps for the direct selection of medicine for particular disease.

Prescription using Clinical Materia Medica

- ▣ Animal Kingdom : The Ophidia
- ▣ The Ophidia as a group are characterized by their paralyzing action upon the nerves. They directly weaken the brain and heart action then follow decomposition of the blood changes in the muscular tissue and local death from gangrene.
- ▣ Constrictions are noticed as in the throat larynx and sphincters in general. Haemorrhages which are dark, decomposed oozing from every orifice of the body.
- ▣ They are most marked under Lachesis and Crotalus.

Ref : Farrington E.A. Clinical Materia Medica , 4th edition. New Delhi (India); B.Jain Publisher 1998

Face sickly pale, anxious, bloated , dark red or bluish. So, the this class of disease we will find these poisons curative Inflammations and fever of low destructive type such as gangrene, malignant ulcerations, diphtheria, typhoid, pyaemia etc.

So, final selection of medicine can be made through its action of sphere, which has to be confirm from Materia medica only.

Ref : Farrington E.A. Clinical Materia Medica , 4th edition. New Delhi (India); B.Jain Publisher 1998

- Pocket manual of homoeopathic materia medica with repertory by W. Boericke 9th edition 1927 – 1414 drugs
- A Clinical Materia Medica by E A Farrington 1st edition 1887, 536 drugs
- Dictionary of Practical Materia Medica by John Henry Clarke

Psycho -analysis type of prescription

In type of approach the mental symptoms and psychological sphere are analyzed and probed so that drugs are individualized on the basis of their personality, temperament understanding etc.

Examples :

- Essence of Homoeopathic Materia Medica by George Vithoulkas
- Portraits of Homoeopathic Materia Medica by Catherine Coulter
- Homoeopathic Psychology by Philip M Barley.

Case of Urolithiasis treated with Sepia

Mr X , 22 years age, suffering from renal stone since ---- , he has visited my OPD with all reports. Patient presented with mild hydronephrosis, mild hydropelvis, mild hydroureter with severe pain, cramps in abdomen, burning during micturition.

After taking the whole case, the gist of the case was patient was very much mentally disturbed as compared to his physical problems.

He always says that his friends eat the same foods but they all are healthy, he was not happy he feels he is lacking a healthy state as compared to his friends. He was very much concern about human rights and injustice.

Ref : Dewan D, Gupta J. A case of Urolithiasis treated with Sepia; e-journal - homoeopathy for everyone; vol. 16 (10), 2019 Oct available at <https://hpathy.com/journal/homeopathy-for-everyone-october-2019>.

So after concerning the mental state have Sepia 200 was prescribed

- In Sepia, this frequently lies at the root of discontent. He abstractly envies others for their good fortune and success. Here the patient thought that none of his friends have suffered from same problem he is facing. They all stay together, go out and eat same stuff but only he is the sufferer, so he was not happy with their good health. Sepia chronically worries that others have something he lacks.
- Another prominent Sepia modality is the left sidedness of many complaints. In the occult sciences the left side has traditionally been regarded as pertaining to the emotions, the irrational and the unconscious, while the right side represents the intellect, rationality, and consciousness. Thus, his predominantly left sided symptoms are yet another way suggest an imbalance of the emotional, rather than the intellectual, sphere.

Ref : Coulter R. Catherine , Portraits of Homoeopathic Medicines; California; North Atlantic Books;1986;139-141

Allen T.F , The Encyclopedia of Pure Materia Medica;reprinted 1986;India; B.Jain Publishers(p)ltd;8;633

- It is traditionally known that Sepia produces “Pain like knives shooting through the uterus spasmodically, lancinating pains in the uterus shooting upwards, pressure in the uterus as if everything would issue through the vulva, and the pressure downward is as if everything would fall out”. From this we understand that Sepia produces its spasmodic action on the uterus and expels the product through the vulva, so why not in the case of Urolithiasis, in would spasmodic action helped in the expulsion of this stone.
- So, here the approach of our prescription is mental state of the patient.

Ref : Coulter R. Catherine , Portraits of Homoeopathic Medicines; California; North Atlantic Books;1986;139-141

Allen T.F , The Encyclopedia of Pure Materia Medica;reprinted 1986;India; B.Jain Publishers(p)ltd;8;633

SPHERE OF ACTION

It especially acts upon the vascular and lymphatic system, of the genito- urinary organs.

It especially affects the mucous membrane of the genito- urinary organs, and skin.

Organopathic Prescription

- Organopathic prescriptions are made based on the Paracelsus principle that the given drugs affect given organs (parts) by self elective preference. Many doctors like J H Clark, R T Coopers, Boger, and Burnett, have given in their experiences on the importance of selection of Organopathic remedies and their usefulness when other guiding symptoms, causations and Miasms were rare or not available.
- Such references are available on Chelidonium, Cardus, Chionanthus, Leptendra, Myrica, Kalmegh, for liver disorders; Sabal Ser, Ferr Pic for Prostate affection; Adonis V, Cactus, Crategus, Strophanthus for heart disorders. From their experience, these experts have identified the special affinity of these medicines on special organs and used at random for affections. These are usually prescribed as rejuvenators of the organ.
- Drugs are compared with indication for a particular organ. Eg.

Therapeutics by K C Bhanja

Therapeutic Materia Medica

- Here drugs are studied under the headings of different disease.
- E.g., Pain in different joints are described under arthritis.
- Whole picture of the drugs cannot be studied.
- E.g., Practical homoeopathic therapeutics by W. A. Dewey
- Uterine therapeutics by Minton

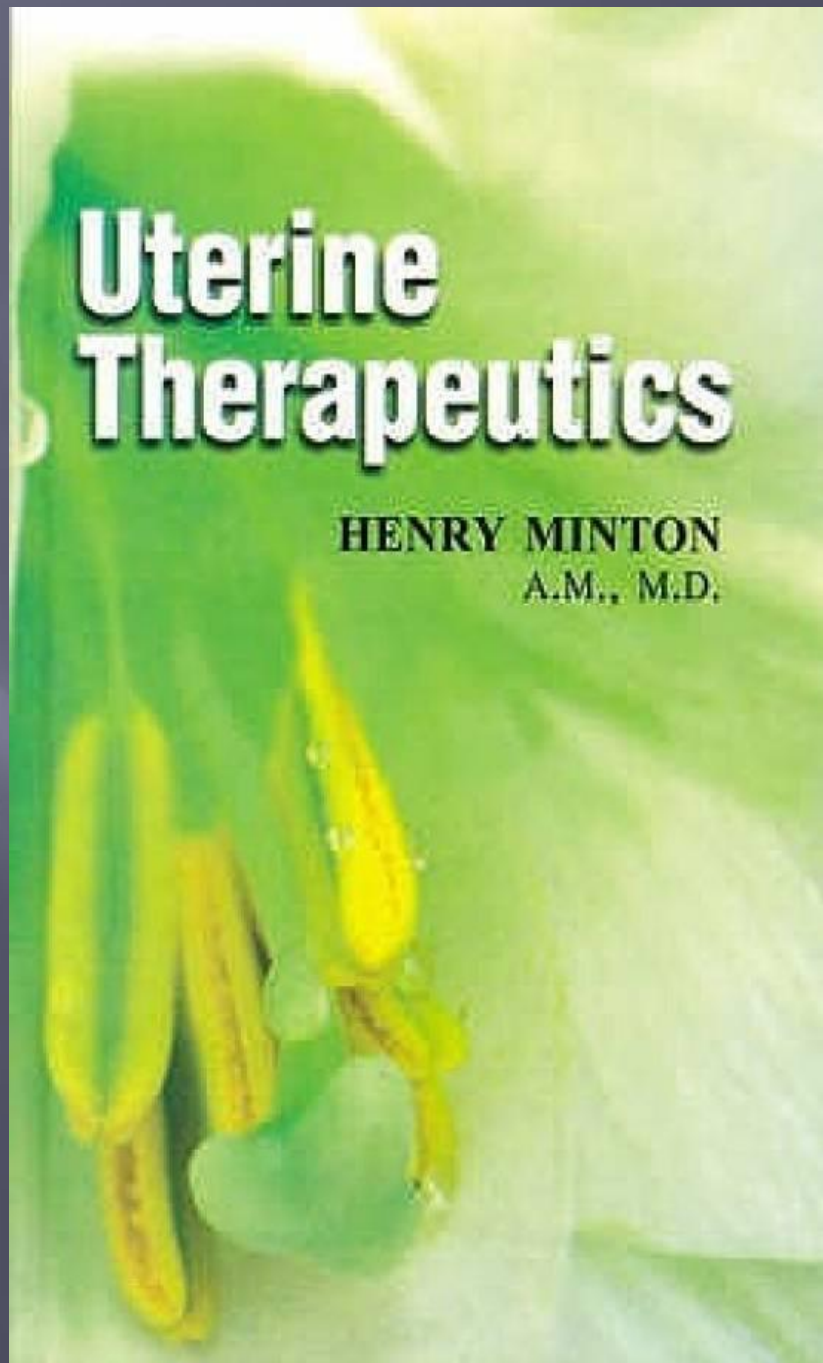
PRACTICAL
HOMEOPATHIC
THERAPEUTICS

W. A. Dewey, MD

Third Edition Revised and Enlarged

Uterine
Therapeutics

HENRY MINTON
A.M., M.D.



*Few Examples of
cases treated by
Homoeopathic
Approach*

A Case of Adjustment Disorder with Anxiety A Homeopathic Medicine

Abstract: An acute case of adjustment disorder with anxiety is presented that responded to the homeopathic prescription of *Vanadium*, after the failure of *Silicea*. Elemental homeopathic analysis using Jan Scholten's method of analysis provided the guidance to recognize *Vanadium* as the indicated medicine.

Ref: Guess G. A Case of Adjustment Disorder with Anxiety A Homeopathic Medicine Case Report; American Journal of Homoeopathic Medicine Spring 2017; 10 (1); available at : <https://homeopathyusa.org/AJHM/AJHM-Spring-2017>; accessed on 05th Dec 2019.

A 25 year-old female nurse practitioner consulted with for anxiety and insomnia after completed her training, she began working as a primary care provider.

She had heretofore worked as a nurse and completed her Nurse Practitioner (NP) training without any such problems, having always felt quite confident of her abilities and having performed them admirably.

When she first began working in her new position she became overwhelmed with the new charting system and, as she began shadowing her NP superiors, she began worrying that her knowledge of medicine was inadequate to meet the demands of the position and became anxious about being on her own.

Her anxiety especially escalated when she was on call and had sole responsibility for the care of her patients.

She felt very insecure. Whenever she returned home from work she would look up information to ensure she'd been correct in her assessments. She could not turn her mind off. She worried as well that others at work would be critical of her. Her anxiety was partially relieved by walks outdoors and exercise.

Physical Complaints :

- Hair loss
- Appetite reduced from the stress, with consequent weight loss.
- She was typically a warm-blooded person and often overly warm at night with some mild chest perspiration. Lately, however, she'd become more chilly and sensitive to drafts.
- Night sweats, with heat.
- Craving sweets earlier it was absent
- Menses were irregular lately, with long cycles of about five weeks; otherwise menses were unremarkable. She noted white spots on her nails and complained of dry scalp and skin.

Medicine given : Silicea 200/one dose

Follow up : her anxiety was much worse, so much so that she was thinking of quitting her position.


The **Element** theory is an analysis of all the elements of the periodic table. With this theory an analysis of the whole mineral kingdom became possible.

On the left side of the periodic table—the side pertaining to those who suffer varying degrees of insecurity—appeared most apt. Those two stages suggested two possible remedies—*Titanium metallicum* and *Vanadium*.

Dr Rajan Shankaran writes about the *Vanadium* “The structure is complete, but the foundation is not strong. Should I go ahead or not? Do I have the ability or not? Trying, unsure, postponing, preparing.” This patient had progressed beyond just beginning; she had accepted that she had to perform on her own, but this decision made her feel insecure and she questioned her ability, even considering quitting when her anxiety was most pronounced. So, *Vanadium* is prescribed.

Ref: Guess G. A Case of Adjustment Disorder with Anxiety A Homeopathic Medicine Case Report; American Journal of Homoeopathic Medicine Spring 2017; 10 (1); available at : <https://homeopathyusa.org/AJHM/AJHM-Spring-2017>; accessed on 05th Dec 2019.

**HOMEOPATHY
AND THE ELEMENTS
JAN SCHOLTEN**



Homeopathic Treatment Prevents Surgery in a Case of Pronounced Acute Compartment Syndrome

- Abstract Acute compartment syndrome (ACS) is a severe disease requiring immediate medical intervention consisting of decompressive surgical fasciotomy and antimicrobial treatment, occasionally leading to amputation of the affected limb. In this case, a patient with ACS is described. The patient received conventional treatment for pronounced acute compartment syndrome consisting of relevant medicines and seven surgical procedures, after which amputation of the right foot was suggested. At this stage the patient chose to consult a homeopathic physician. Through individualized homeopathic therapy, the abscess was cured within seven months and the patient was able to walk independently without pain. The patient was deprived of conventional therapy, namely amputation, homeopathic treatment enabled the patient to retain her limb and regain her mobility.

- ▣ The striking symptoms were marked redness, heat and swelling around the right ankle joint for which the patient put on ice-packs. The patient also reported that even the slightest movement was extremely painful. Repertorization with the help of MacRepertory of these symptoms led to the decision to prescribe the homeopathic medicine *Bryonia alba*. *Bryonia* is particularly indicated where pain is aggravated by any movement. Boericke describes red, swollen, hot joints, with stitches and tearing; worse on least movement. The patient received a single dose of 5 globules of *Bryonia alba* CH200

Homeopathic treatment in emergency medicine: a case series

M Oberbaum^{1*}, R Schreiber¹, C Rosenthal³, M Itzchaki²

¹*The Center of Integrated Complementary Medicine Shaare Zedek Medical Center, Jerusalem, Israel*

²*The Department of Orthopedic Medicine, Shaare Zedek Medical Center, Jerusalem and*

³*The Center for Complementary Medicine, Sheba Medical Center, Tel-Hashomer, Israel*

Following a multiple-casualty construction disaster in Israel, members of The Center of Integrated Complementary Medicine joined in the emergency activity of the Shaare Zedek Medical Center. They administered homeopathic treatment to injured patients to supplement conventional orthopaedic treatment. This was to our knowledge the first time that complementary medicine had been used officially in conjunction with conventional medicine in an emergency situation. Our objective is to report and summarize the rationale, procedures and outcome of the complementary medicine intervention.

Fifteen orthopaedic patients were included. They were treated by homeopathy in two phases starting 24 h post-trauma. All patients initially received *Arnica montana* 200CH in a single dose. Anxiety was treated with *Aconite* 200CH in nine patients, *Opium* 200CH in three, *Ignatia* 200CH in two and *Arsenicum album* 200CH in one according to type of anxiety. One day later, most patients reported a lessening of pain, 58% felt improvement, 89% had reduced anxiety, and overall, 61% felt that homeopathic treatment was helpful. In the second phase, 48 h post-trauma, specific complaints were addressed with classical homeopathy. At discharge patients rated the homeopathic treatment successful in 67% of the specific complaints.

Several issues relating to the use of homeopathy in emergency medicine and its relation to conventional treatment are discussed. These include compliance, the conduct of rounds, shortage of time and staff, and the procurement of medicines.

Keynotes of remedies applied for anxiety

1. Sudden fear/anxiety Aconite
2. Fear of death Aconite
3. Restlessness Aconite
4. Worsening at night Aconite
5. Fear of suffocation (following burial in debris) Aconite
6. Weakness Arsenicum album
7. Thirst for small volumes Arsenicum album
8. Worsening at night Arsenicum album
9. Desire for company Arsenicum album
10. Sensation of a lump in the throat (globus hystericus) or elsewhere Ignatia
11. Silent grief and brooding Ignatia

1. Restlessness, wish to leave the bed Arsenicum album
2. Painlessness/pain starts late after injury Opium
3. Breathing stertorous Opium
4. Asking for nothing; Not complaining Opium
5. Vertigo during anxiety Opium
6. Dark red, swollen face Opium
7. Warm perspiration or scant secretion (but with increased perspiration) Opium
8. Sighing Ignatia

Case reports on integrated management of tubercular disease



Kusum S Chand* and Priya Kapoor

Max Super Speciality Hospital, Vaishali, Ghaziabad, NCR, U.P., India

Background: Host immunity plays an important role in prevention of disease as is evident by the increased incidence of Tuberculosis (TB) in immuno-compromised population of HIV infected, diabetes inflicted, immune-suppressant therapy and elderly people. Rising incidence of antibiotic resistance has led to resurgence of TB of epidemic proportions. Integrated treatment with add on homeopathy in addition to anti-tuberculosis treatment (ATT) appears to improve outcome in TB. The intervention has been integrated treatment with homeopathy regime, which is using a patient specific, disease specific and supportive medicine simultaneously, all individualized for the patient and the disease.

Cases: *Case 1:* Pott's spine with paravertebral abscess, not responding to ATT. Addition of homeopathy led to fall in temperature, improved appetite, increase in weight and reduction of abscess.

Case 2: Recurrent sub-acute intestinal obstruction. The patient could not tolerate ATT but responded to homeopathy by reduction of abdominal pain and distension, vomiting, loose stools and queasiness.

Case 3: Pulmonary TB, treated with both ATT and homeopathy from beginning, led to rapid recovery and shortened treatment time.

Conclusion: The addition of homeopathy to ATT is patient friendly, cost effective and appears to reduce the duration of treatment. Its role as immuno-modulatory therapy should be evaluated and explored. *Homeopathy* (2017) **106**, 214–222.

Keywords: Immunity; Integrated treatment; Homeopathy; Antibiotic resistance; Pott's spine; Intestinal obstruction; Pulmonary TB

Ref: Chand K. S. Case reports on integrated management of [tubercular disease](#); *Homeopathy*, 2017; 106;214-222; accessed on 05th Dec 2019.

Homeopathic treatment was added to antibiotics according to regime.

Sulphur 30c was selected as a patient specific medicine for TB vertebrae, psoas abscess, inflammation of liver, nausea eating after, thirst for large quantities of water; once in the morning

Symphytum 30c was organ specific medicine for caries of vertebra and psoas abscess; once in the morning

Silicea 6c was a general stimulant and for psoas abscess; twice a day

Ipecacuhana 6c was used for constant nausea and hepatitis; twice a day

Tuberculinum 200c was disease specific nosode; once a week.

Take home Message :

Our ability to treat patient homoeopathically is not possible without the perfect of knowledge of Materia Medica, Organon & Repertory.

It depends on case to case that which approach we have to follow for our prescriptions and for that the knowledge of all types of MM books and ability to apply that should be perfect

Homeopathy for Acutes and
Emergencies: A practical guide to
homeopathic prescribing in acute
illnesses and emergencies by
DR. ALOK PAREEK

HOMEOPATHIC CANCER DRUGS

ONCOLOGY MATERIA MEDICA

2ND EDITION

MANFRED MUELLER
MA, DHM, RSHOM(NA), CCH

The
Other
Medicine
Publications



