

My AR book of

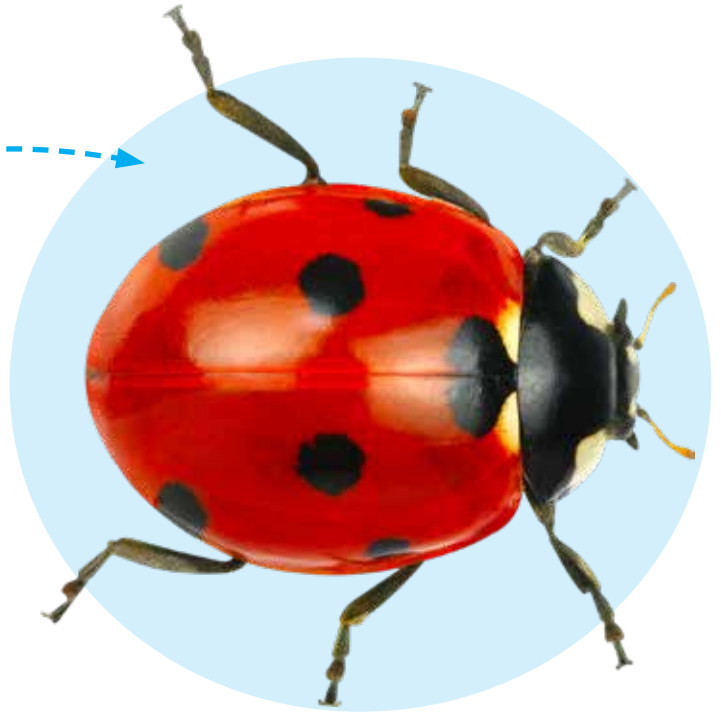


Colours



Red

ladybird



apple






tomato



rose





strawberry


Green




frog




grapes



leaf



peas



grass

Blue

ocean



sky





kingfisher



blueberries



blue butterfly

Yellow




school bus



banana



lemon




sunflower




corn


Orange



sun




orange




pumpkin

basketball




Black



gorilla



crow




coal



tyre

white



swan



sugar



dove



eggs



lilly


Brown



brown bear



wood



chocolate




cookie


Pink



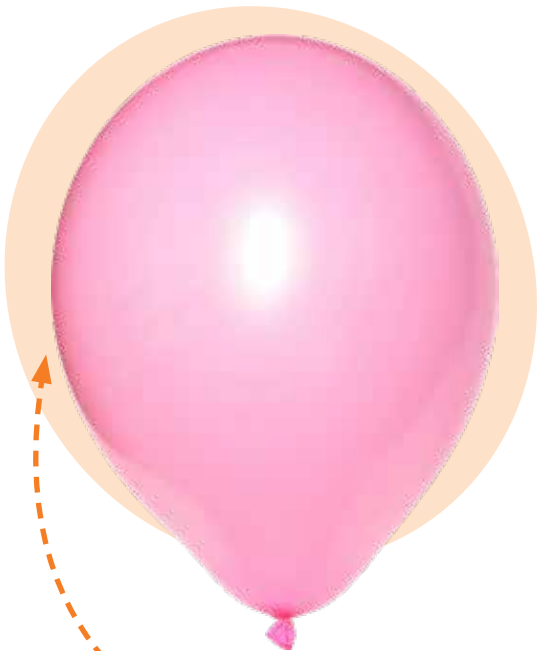
flamingo



cotton candy



lotus



balloon

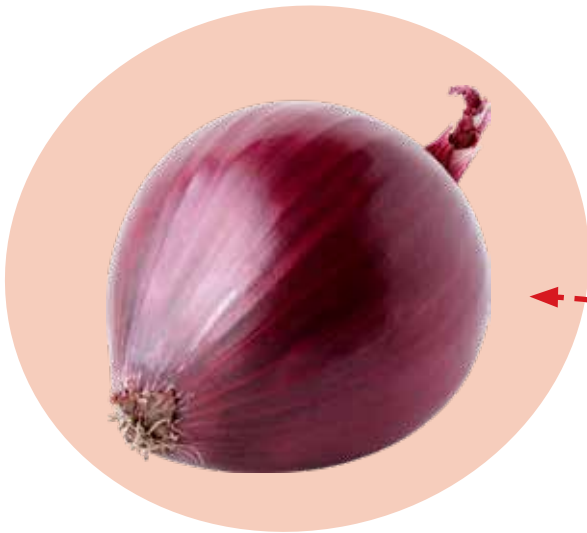


cupcake

Purple



eggplant



onion




lavender




tulips

Grey




elephant



pebbles

Silver & Gold



utensils



watch



trophy



gold coins

How to use Pegasus AR App



Pegasus Augmented Reality Books aim to make interactive reading and learning a multi-sensory, extraordinary experience for children.

ADVANTAGES FOR YOU and YOUR CHILD

- Explore early learning with augmented experience
- Colours and pictures come to life with a complete 360 degree virtual view
- Gives the child the chance to observe in real-time
- Uses visual-sensory memory for quick understanding and complete development
- Easily available, handy and accessible
- Several topics and books covered through one app

To get started:

1. Download the Pegasus AR App. It's FREE!
2. Activate the Pegasus AR App-enabled pictures and books by scanning the barcode. It's EASY!
3. Click and bring the pictures to life. Let the FUN begin!